

Make the word using playdough to fill the letter shapes:

the

Make the word using letters:

Trace the word:

the the the



Underline the word:

**My cat is eating dinner  
in the kitchen.**


Write the word:

\_\_\_\_\_

-----

\_\_\_\_\_

-----



Make the word using playdough to fill the letter shapes:

a

Make the word using letters:

Trace the word:

a a a a a a



Underline the word:

Write the word:

\_\_\_\_\_

-----

\_\_\_\_\_

-----



**I am  
reading a  
good book.**

Make the word using playdough to fill the letter shapes:

do

Make the word using letters:

Trace the word:

do do do do



Underline the word:

**I must do my homework before I watch TV.**

Write the word:

Handwriting practice lines consisting of two solid green lines at the top and bottom, and a dashed grey line in the middle. A yellow pencil is positioned to the right of the lines.



Make the word using playdough to fill the letter shapes:

said

Trace the word:

said said



Write the word:

Two sets of handwriting lines, each consisting of a solid top line, a dashed middle line, and a solid bottom line.



Make the word using letters:

Underline the word:

**Dad said that my football match was the best he had ever seen.**





Make the word using playdough to fill the letter shapes:

to

Make the word using letters:

Trace the word:

to to to




Write the word:

Handwriting practice lines consisting of a solid green top line, a dashed middle line, and a solid green bottom line.



Underline the word:

**I am going to the zoo.**



Make the word using playdough to fill the letter shapes:

today

Trace the word:

today today

Write the word:

\_\_\_\_\_

-----

\_\_\_\_\_

-----

Make the word using letters:

Underline the word:

**Today it is the 22<sup>nd</sup> of May.**



Make the word using playdough to fill the letter shapes:

of

Make the word using letters:

Trace the word:

of of of of



Underline the word:

**Can I have a piece of  
pie, please?**

Write the word:

Handwriting practice lines consisting of two solid green lines and a dashed green line in the middle.



Make the word using playdough to fill the letter shapes:

says

Make the word using letters:

Trace the word:

says says



Underline the word:

**The news says there will be a big storm tonight.**

Write the word:

\_\_\_\_\_

-----

\_\_\_\_\_

-----





Make the word using playdough to fill the letter shapes:

are

Make the word using letters:

Trace the word:

are are are



Underline the word:

**When are we going to the park?**

Write the word:

Handwriting practice lines consisting of two solid green lines at the top and bottom, and a dashed green line in the middle, providing a guide for letter height and placement.





Make the word using playdough to fill the letter shapes:

were

Trace the word:

were were

Write the word:

Handwriting practice lines consisting of a solid top line, a dashed middle line, and a solid bottom line.

Make the word using letters:

Underline the word:

**My socks were hanging on the washing line.**



Make the word using playdough to fill the letter shapes:

was

Make the word using letters:

Trace the word:

was was




Underline the word:

**My birthday  
cake was a  
good treat.**

Write the word:

Handwriting practice lines consisting of two solid green lines, a dashed green line, and another solid green line.



Make the word using playdough to fill the letter shapes:

is

Make the word using letters:

Trace the word:

is is is is is




Underline the word:

What is the biggest seal?

Write the word:

Handwriting practice lines consisting of two solid green lines and a dashed green line in the middle.



Make the word using playdough to fill the letter shapes:

his

Trace the word:

his his his

Write the word:

\_\_\_\_\_

-----

\_\_\_\_\_

-----

Make the word using letters:

Underline the word:

**Tom is enjoying his jelly.**





Make the word using playdough to fill the letter shapes:

has

Make the word using letters:


Trace the word:

has has has

Underline the word:

Write the word:


Handwriting practice lines consisting of two solid green lines and a dashed line in between.



**Ethan has  
been ill.**



Make the word using playdough to fill the letter shapes:



Make the word using letters:

Trace the word:



Underline the word:

**I am going  
swimming tonight.**

Write the word:

Two sets of handwriting lines. Each set consists of a solid green top line, a dashed green middle line, and a solid green bottom line. A yellow pencil is positioned to the right of the second set of lines.



Make the word using playdough to fill the letter shapes:

you

Make the word using letters:

Trace the word:



you you you

Underline the word:

**Do you like fish and chips?**

Write the word:

\_\_\_\_\_

-----

\_\_\_\_\_

-----



Make the word using playdough to fill the letter shapes:

your

Trace the word:



your your

Write the word:

Handwriting practice lines consisting of a solid green top line, a dashed green middle line, and a solid green bottom line. A yellow pencil is positioned at the end of the lines on the right side.

Make the word using letters:

Underline the word:

**I like your trainers.**



Make the word using playdough to fill the letter shapes:

they

Make the word using letters:

Trace the word:

they they



Underline the word:

**They are working hard.**

Write the word:

\_\_\_\_\_

-----

\_\_\_\_\_

-----





Make the word using playdough to fill the letter shapes:

be

Make the word using letters:

Trace the word:

be be be be



Underline the word:

Dad told me  
to be careful  
on the slide.

Write the word:

Handwriting practice lines consisting of two solid green lines and a dashed green line in the middle.





Make the word using playdough to fill the letter shapes:

he

Make the word using letters:

Trace the word:

he he he he



Underline the word:

**He is a fast runner.**

Write the word:

Handwriting practice lines consisting of two solid green lines, a dashed green line in the middle, and another solid green line at the bottom.



Make the word using playdough to fill the letter shapes:

me

Trace the word:



me me me


Write the word:

Handwriting practice lines consisting of a solid green top line, a dashed middle line, and a solid green bottom line. A yellow pencil is positioned at the end of the bottom line on the right side.

Make the word using letters:

Underline the word:

**Pass me the  
tomato ketchup  
please.**



Make the word using playdough to fill the letter shapes:

she

Make the word using letters:

Trace the word:

she she she




Underline the word:

**She is great  
at pencil  
rolls.**

Write the word:

Handwriting practice lines consisting of two solid green lines, a dashed green line in the middle, and another solid green line at the bottom.



Make the word using playdough to fill the letter shapes:

we

Make the word using letters:

Trace the word:



we we we

Underline the word:

**We are  
camping  
tonight.**

Write the word:

Handwriting practice lines consisting of two solid green top lines, a dashed green middle line, and a solid green bottom line.



Make the word using playdough to fill the letter shapes:

no

Make the word using letters:

Trace the word:




no no no no

Underline the word:

**There are no spiders in here!**

Write the word:

Handwriting practice lines consisting of two solid green lines and a dashed green line in between, repeated twice.





Make the word using playdough to fill the letter shapes:

go

Trace the word:



go go go go

Write the word:

Handwriting practice lines consisting of two solid green lines and a dashed green line in the middle, repeated twice.



Make the word using letters:

Underline the word:

I need to  
go to the  
shops.



Make the word using playdough to fill the letter shapes:

SO

Trace the word:

SO SO SO SO

Write the word:

Handwriting practice lines consisting of a solid top line, a dashed middle line, and a solid bottom line.

Make the word using letters:

Underline the word:

**The elephant is so big.**



Make the word using playdough to fill the letter shapes:

by

Make the word using letters:


Trace the word:

by by by by



Underline the word:

**The lamb  
is by the  
stream.**



Write the word:

Handwriting practice lines consisting of two solid green lines and a dashed green line in the middle, repeated twice.



Make the word using playdough to fill the letter shapes:

my

Make the word using letters:

Trace the word:



my my my

Underline the word:

**Look at  
my new  
skateboard.**


Write the word:

\_\_\_\_\_

-----

\_\_\_\_\_

-----





Make the word using playdough to fill the letter shapes:

here

Make the word using letters:

Trace the word:

here here




Underline the word:

**Come here!**

Write the word:

Handwriting practice lines consisting of two solid green lines, a dashed green line in the middle, and another solid green line at the bottom.



Make the word using playdough to fill the letter shapes:

there

Make the word using letters:

Trace the word:

there there



Underline the word:

**I can see a seagull over there.**

Write the word:

Handwriting practice lines consisting of two solid green lines, a dashed middle line, and another solid green line below.



Make the word using playdough to fill the letter shapes:

where

Make the word using letters:

Trace the word:

where where

Underline the word:

**Where do you live?**

Write the word:

Handwriting practice lines consisting of a solid green top line, a dashed middle line, and a solid green bottom line.



Make the word using playdough to fill the letter shapes:

Love

Make the word using letters:

Trace the word:



love love

Underline the word:

I love you.

Write the word:

Handwriting practice lines consisting of two solid green lines, a dashed green line in the middle, and another solid green line at the bottom.





Make the word using playdough to fill the letter shapes:

come

Trace the word:

come come

Write the word:

Handwriting practice lines consisting of a solid top line, a dashed middle line, and a solid bottom line.

Make the word using letters:

Underline the word:

**Come out of that puddle!**



Make the word using playdough to fill the letter shapes:

some

Trace the word:



some some



Write the word:

Handwriting practice lines consisting of a solid green top line, a dashed green middle line, and a solid green bottom line. A yellow pencil is positioned to the right of the lines.

Make the word using letters:

Underline the word:

**There are some ducks.**



Make the word using playdough to fill the letter shapes:

one

Make the word using letters:

Trace the word:

one one one



Underline the word:

**There is one cake left.**

Write the word:

Handwriting practice lines consisting of a solid green top line, a dashed green middle line, and a solid green bottom line. A yellow pencil is positioned at the end of the lines.



Make the word using playdough to fill the letter shapes:

once

Trace the word:

once once



Write the word:

Handwriting practice lines consisting of two solid green lines, a dashed green line in the middle, and another solid green line at the bottom.



Make the word using letters:

Underline the word:

**Once upon a time, there lived a girl called Cinderella.**





Make the word using playdough to fill the letter shapes:

ask

Make the word using letters:

Trace the word:

ask ask ask 


Underline the word:

**We must ask to go to the toilet at school.**

Write the word:

\_\_\_\_\_   
-----  
\_\_\_\_\_

\_\_\_\_\_   
-----  
\_\_\_\_\_



Make the word using playdough to fill the letter shapes:

friend

Make the word using letters:

Trace the word:

friend friend



Underline the word:

I hug my friend.

Write the word:

Handwriting practice lines consisting of two solid green top and bottom lines and a dashed green middle line.



Make the word using playdough to fill the letter shapes:

school

Make the word using letters:

Trace the word:

school school



Underline the word:

**My school is  
the best.**

Write the word:

Handwriting practice lines consisting of two solid green top and bottom lines and a dashed green middle line.



Make the word using playdough to fill the letter shapes:

put

Make the word using letters:

Trace the word:

put put put

Underline the word:

**Put your  
rubbish in  
the bin.**

Write the word:

\_\_\_\_\_

-----

\_\_\_\_\_

-----



Make the word using playdough to fill the letter shapes:

push

Make the word using letters:

Trace the word:

push push



Underline the word:

I can push  
my brother  
on the swing

Write the word:

Handwriting practice lines consisting of a solid top line, a dashed middle line, and a solid bottom line.



Make the word using playdough to fill the letter shapes:

pull

Make the word using letters:

Trace the word:

pull pull pull

Underline the word:

Write the word:

\_\_\_\_\_

-----

\_\_\_\_\_

-----



**We pull the rope.**

Make the word using playdough to fill the letter shapes:


full

Make the word using letters:

Trace the word:

full full full

Underline the word:



**The bottle  
is full.**

Write the word:

Handwriting practice lines consisting of a solid green top line, a dashed middle line, and a solid green bottom line. A yellow pencil is positioned at the end of the lines.

Make the word using playdough to fill the letter shapes:

house

Make the word using letters:

Trace the word:

house house



Underline the word:

**Look at that spooky house.**

Write the word:

Handwriting practice lines consisting of two solid green lines, a dashed green line in the middle, and another solid green line at the bottom.



Make the word using playdough to fill the letter shapes:

our

Make the word using letters:

Trace the word:

our our our

Underline the word:



Write the word:

Handwriting practice lines consisting of a solid top line, a dashed middle line, and a solid bottom line.



**There are  
four people in  
our family.**

